



Oracle Series 40w Battery Backed Power Supply

- Universal Input.
- 12 or 24v Models.

- Din-Rail or panel mounting.
- Volt free relays/signals.
- Overload & short circuit protection
- Reverse battery polarity protection
- Undervoltage battery protection

Options

- Auxillary outputs
- Battery test
- Optional serial communications (RS232 or 485)

Standards

- EN60950 & CE Compliant



General Features.

The latest model in the growing range of Oracle Power Supplies built on the advances of other units in the successful Oracle range. Particularly suitable for systems where the available space is restricted, the Oracle III-40 measures just 100 x 100 x 45mm and yet is equipped with all the advanced communications and control features of larger models in the range.

The PSU operates from a universal AC input and provides a main output for powering the load, together with a second output for charging an external 12 or 24V standby battery. In the event of mains failure, the main power supply automatically switches to battery power.

The unit is available with either an RS232 port or an RS485 port with full Modbus functionality, making it easy for users not only to configure the variable main output voltage and charging current but also to remotely monitor system status and battery condition. The power supply is equipped with two volt-free relays and two open-collector/TTL I/O connections.

Featuring improved efficiency over previous models and higher maximum charge current, the PSU has a low standby power of less than 1W at 230V AC, while the figure for backdrive – i.e. the power the unit draws from the battery when the AC is off with no load – is <0.25watts @ 24V / <0.15watts @ 12V.

Temperature-compensated charging ensures maximum battery capacity at low temperatures and maximum battery life at high temperatures, and the unit also incorporates deep-discharge, over-current and surge protection.

Designed to meet the requirements of the EN54-4 standard when used in a system, the Oracle III-40 can be supplied in various case styles, including DIN rail mount, panel mount and chassis mount options.

Vxl Power Limited, Westminster Trading Estate,
Station Road, North Hykeham, Lincoln, LN6-3QY, England.

T: +44 (0)1522 500511 F: +44 (0)1522 500515

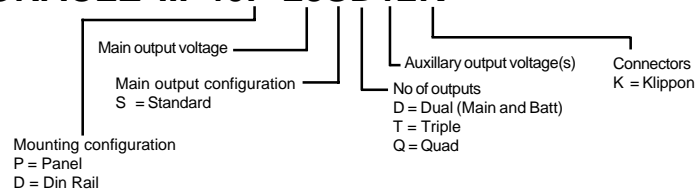
www.vxipower.com

	12V UNIT	24V UNIT
DC Output Voltages V01 Main O/P Voltage		
AC Present (Battery Voltage +0.5V (nom))	12V min - 14.25V max	24V min - 28.5V max
No Battery	12V nom	24V nom
AC Off	Battery Voltage - 0.5V max	
DC Output Current Shared across V01 & V02 & Aux o/p's where fitted	3.2A	1.6A
V02 Battery Charge Voltage @20°C Temperature Compensation (-20 - +55°C)	13.65V -18mV/C nom	27.4V -36mV/C nom
V02 Charge Current Reduced when battery <10/20V	13.65V nom 0.15A - 2A	27.4V nom 0.08A - 1.5A
Line Regulation V01	0.50%	0.50%
Load Regulation V01	0.50%	0.50%
Output Ripple and Noise Ripple 0-500KHz Noise 500K - 3M	1% 1%	1% 1%
Overload Protection V01	4A	2A
Reverse Battery Protection	Inherent - self resetting	
Battery Fusing	Internal fuse - not user replaceable	

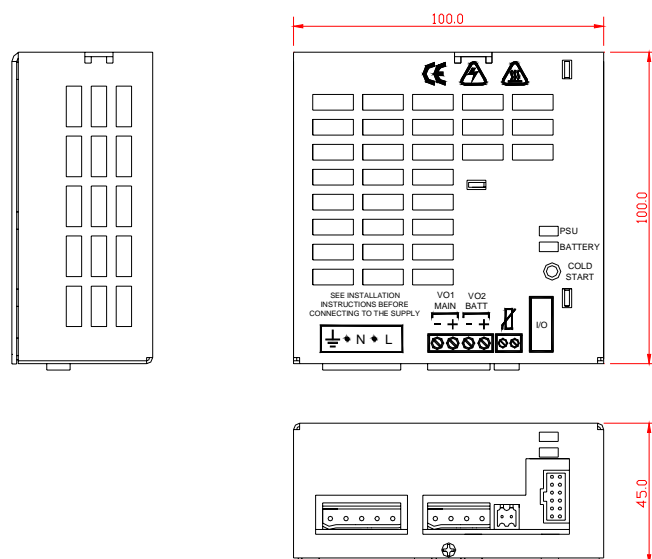
EMC Emissions	EN61000-6-3:2007 EN61000-6-4:2007
Immunity	EN61000-6-2:2005
Safety	EN60950
Environmental	
Ambient Operating Temp	-20°C to +55°C
Storage Temperature	-20°C to +85°C
Humidity	5-95%non-condensing
Input Voltage	100-240V +/-10% (90-264V)
Input Frequency	47 - 63Hz
Input Current (max)	1A (@ AC min)
Input Fusing	F2A
Inrush Current	<30A peak, cold start 20°C ambient - 240V AC
Efficiency	12V UNIT >82% 24V UNIT >86%
Connectors	
Input/Output/Signal & Thermistor	Weidmuller Klippon

Ordering information:

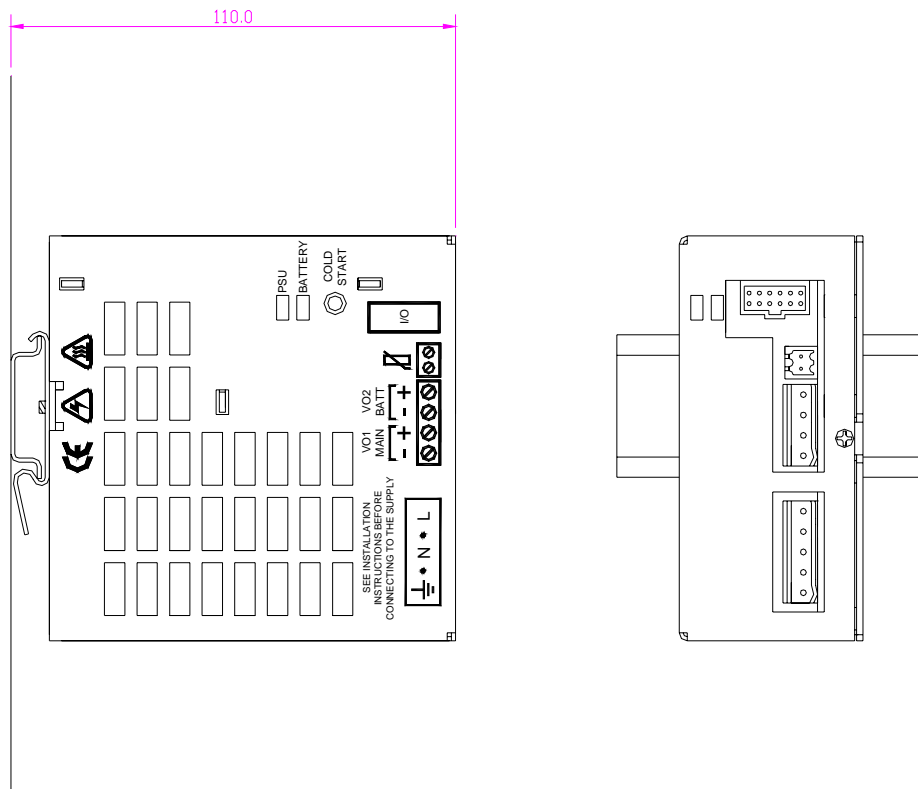
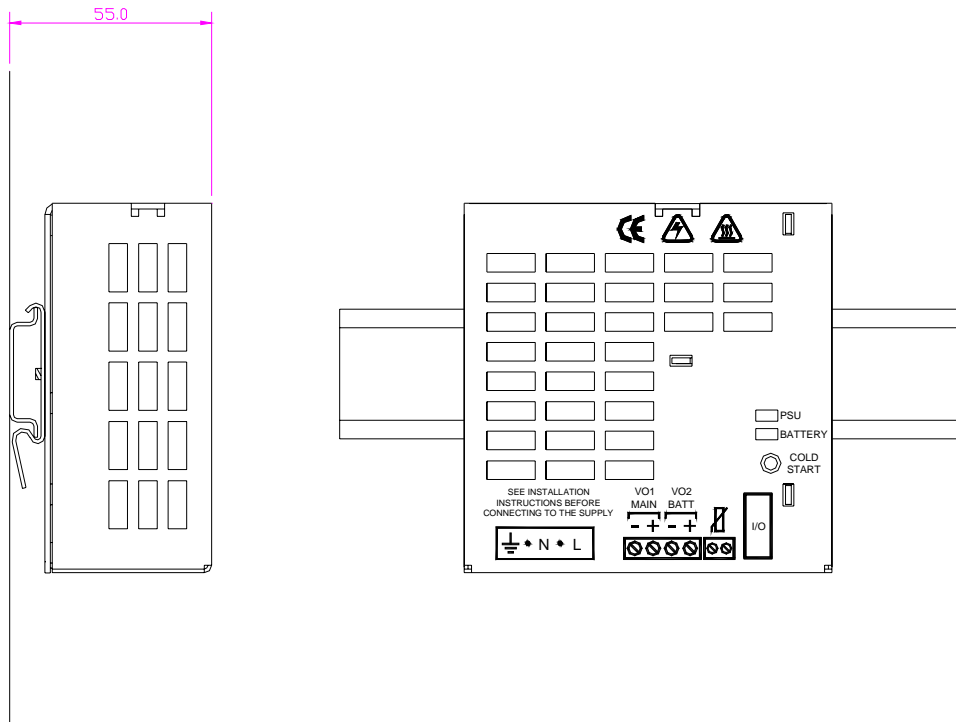
ORACLE III 40P-28SD12K



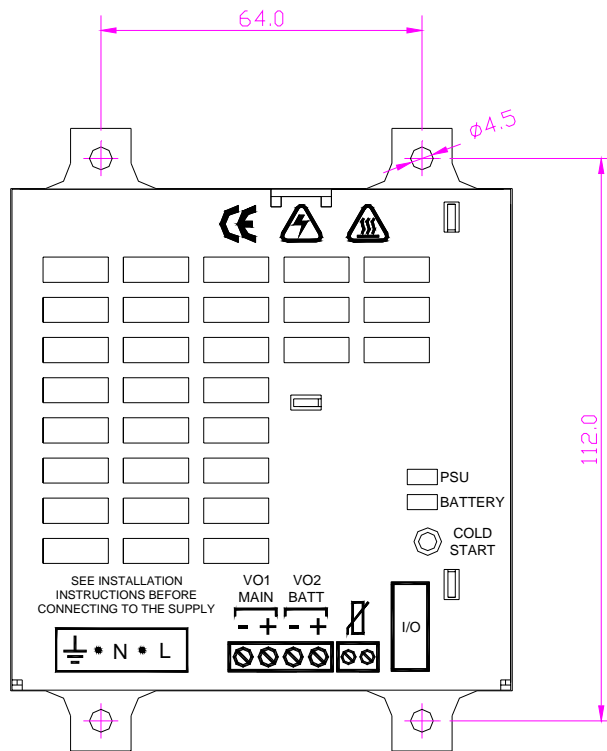
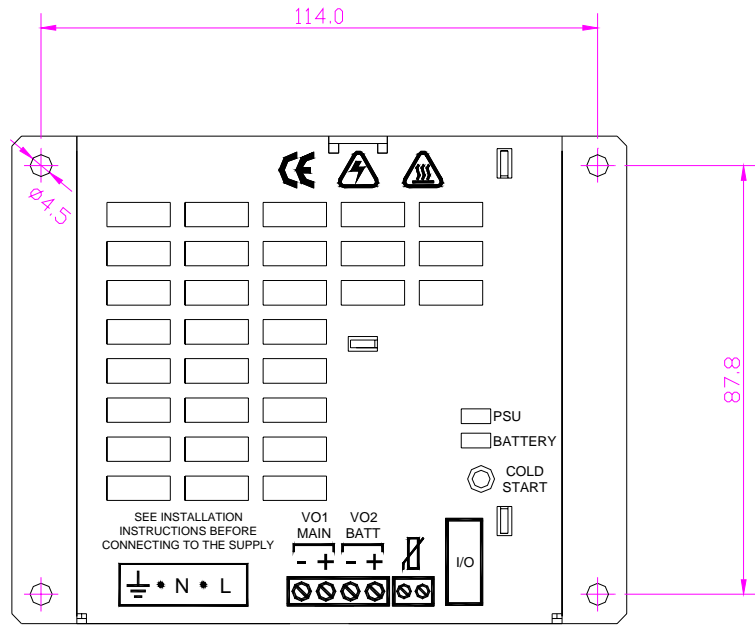
Dimensions



General Arrangement Diagram: Din Rail Mount Format's



General Arrangement Diagram:
Panel Mount Format's



As with all Vxl Power's products, custom specifications can be engineered upon request.