



# Oracle Series 200w Battery Backed Power Supply

- 300W Peak Capability
- Auto-ranging Input, AC - DC Switch Mode PSU.
- 12 or 24v Models.
- Intelligent battery charging.
  
- Overload & Short Circuit Protection.
- Current Limit & Polarity Protection.
- Overvoltage Protection  
(Main equipment and battery).
- Undervoltage Lockout Protection.

#### Options

- Boost & Cyclic Charge Modes.
- Optional Auxiliary Output.
- Optional serial communications.
- Interchangeable Din Rail, Panel Mounting.
- PCB Conformal Coating Available.

#### Standards

- CE, EMC & EN60950 Compliant.



## General Features.

The Oracle III 200 provides a flexible platform and is configurable to suit a wide range of applications.

The temperature compensated, intelligent adjust battery circuit can be set to a maximum of 5A for a rapid recharge whilst the 'powershift' software can be used to auto reduce the charge level if the current is required for the main load.

Built-in protection circuitry guards against: short circuit overloads, current limits, reverse polarity, over & undervoltages, battery disconnection and low battery conditions.

The unit is supplied standard with convection cooling at 200watts and can be fitted with a temperature controlled fan option to extend the operating temperature and the power output to 250watts continuous.

Over temperature conditions are controlled by reducing the battery charge current automatically at high temperatures.

#### Status Monitoring:

LEDs are provided for local monitoring of system status, along with the options of RS232/RS485, Canbus and Devicenet communications.

The serial port is designed to connect directly to other hardware for incorporation into a SCADA System or can be used to download data to a pc or similar device.

LEDs and fault relays can be mapped to a number of fault and status conditions.

As with all Vxl Power's products, custom specifications can be engineered upon request.

Vxl Power Limited, Westminster Trading Estate,  
Station Road, North Hykeham, Lincoln, LN6-3QY, England.

T: +44 (0)1522 500511 F: +44 (0)1522 500515

[www.vxipower.com](http://www.vxipower.com)

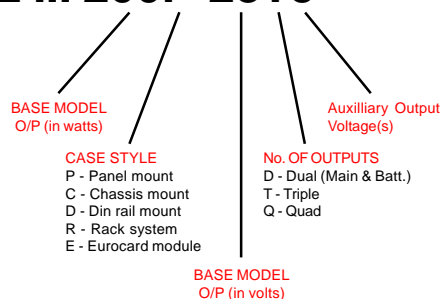
	12V UNIT	24V UNIT
<b>DC Output Voltages</b>		
V01 Main O/P (Continuous) (Maximum)	14.4V @ 12.0A 14.4V @ 18.5A	28.75V @ 7.0A 28.75V @ 10A
V02 Battery Charge O/P (Temperature Compensated)	200W - 13.7V @ 0-10A	200W - 27.4V @ 0-5A
V03 Auxiliary O/P	See configuration chart	See configuration chart
<b>Line Regulation</b> (full load)	<0.5%	<0.5%
<b>Load regulation</b>	<1%	<1%
<b>Overload Protection</b>		
V01 (Primary power limit)	<b>Nominal 320w</b> Selectable 0-10A	<b>Nominal 320w</b> 0-5A
V02 (Constant current limit)		
<b>Over voltage Protection</b>		
V01 Voltages exceeding	16V	32V
V02 Voltages exceeding	16V	32V
<b>Volt free relay contacts/LEDs</b>	See configuration chart	See configuration chart

<b>EMC</b>	EN61000-2 Immunity EN61000-3 Emissions EN60950-1
<b>Safety</b>	
<b>Connectors</b>	
<b>Input</b>	5 way, 5.08mm 90° Klippon
<b>Output - V01</b>	2 way, 5.08mm 90° Klippon
<b>- V02</b>	2 way, 5.08mm 90° Klippon
<b>- V03</b>	2 way, 5.08mm 90° Klippon
<b>Signals</b>	6 way, 3.5mm 90° Klippon
<b>External Thermistor</b>	2 way, 5.08mm 90° Klippon
<b>Input Voltage</b>	85V - 264V AC autoranging
<b>Input Frequency</b>	47 - 63Hz
<b>Input Fusing</b>	T6.3A
<b>Inrush Current</b>	<20A peak
<b>Efficiency</b>	>75% under all loads line and environmental conditions
<b>Battery Input</b>	External fuse is required

Ordering information:

# ORACLE III 200P-28T5

\*Note: Option suffixes are added at the end of order description,  
eg. B-S1A for battery test and Modbus, top mount serial port - see options above.



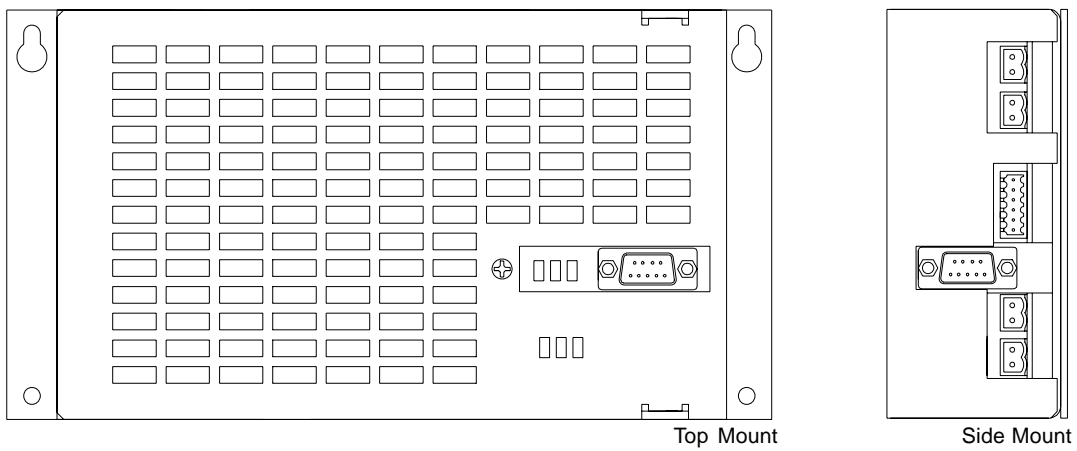
Configuration Chart (Features explained)

Feature	Option	Description
Battery Backed	Standard	Internal diode maintains output with no interruption on loss of mains supply.
Auxilliary Output	Option T'x'	Auxilliary output, available in several Voltage/Current configurations as standard. Other output configurations are available on request. T5= 5V @ 4A, T12= 12V @ 3.3A, T24= 24V @ 1.9A
Battery Test	Option B	Battery test offers the user the option of testing the battery at factory set, or user defined (with a serial communications option) intervals. Battery test software is available for a wide range of batteries, from several manufacturers.
Serial RS232 Comms	Option S'xx'	Serial RS232 communications is available in two formats in a range of protocols. Available in "monitoring only" or "configurable data" (option C below). S1x = ModBus, S2x = DeviceNet, S3x = Canbus, S4x =IrDa The card provides two volt free relays as standard.
Configurable data	Option C	Configurable data allows the user to input system parameters data using a laptop or terminal via the RS232 link. Allows the selection of parameters such as battery type, battery test interval, battery current limit etc.
Volt Free Relays / LED's	Option V	An Additional Volt Free Relay card is available as an alternative to the Relays RS232 card to provide signal outputs. These can be functionally defined at the factory in software to user requirements.  Standard on-board Volt Free Relays are 'Battery Fault' and 'PSU Present'. Standard LED's are 'PSU OK', 'BATT OK' & 'BATT LOW' (The 'BATT LOW' LED flashes when charging.)

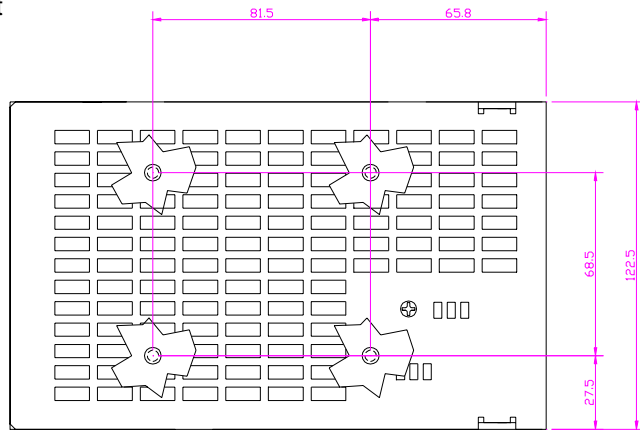
**Connection details:**




**Optional Serial Communications Socket Mounting Positions:**



**General Arrangement Diagram:  
Chassis Mount Format**

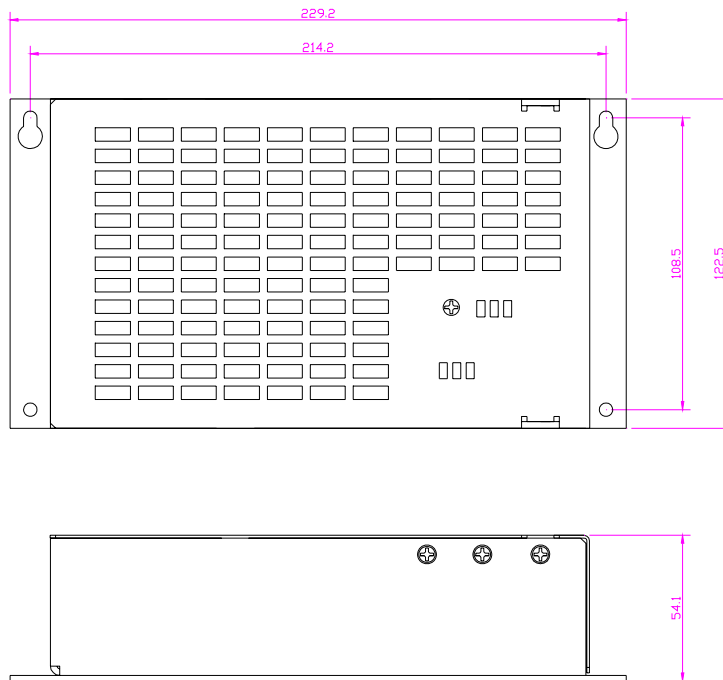


**Mounting information**  
4 mounting bushes M3, screws should not penetrate the unit chassis by more than 5mm.



Note: Add 25mm to overall height for thermo fan option.  
Adequate airflow through the unit must be provided for all configurations.

**General Arrangement Diagram:**  
Panel Mount Format



**General Arrangement Diagram:**  
Din Rail Mount Format

