



**VALVE REGULATED
LEAD ACID BATTERY (V.R.L.A.)**



**ABSORBED GLASS MAT
TECHNOLOGY (A.G.M.)**



**10 YEAR DESIGN FOR UPS AND
STANDBY APPLICATIONS**



Features

- Gas recombination greater than 99%.
- Operates at a low internal pressure.
- Never needs watering, minimal maintenance.
- 99.7% pure lead calcium grids.
- Shock absorbent thick wall construction.
- Cold forged non-porous terminal bushings, eliminate post leakage.
- Thermally welded case to cover bond, eliminates both acid and electrical leaks.
- Over-sized, through the partition inter-cell welds provide low resistance connections, with minimal power loss.
- Each cell has a low pressure safety release venting system, recognized per U.L. 924.
- Measured high vacuum acid fill, reduces electrical variability between cells.
- 100% recyclable materials.

Specifications

Cells per unit	6
Nominal voltage	12
Terminal type	1/4" Stud
Maximum discharge current	315 amps
Short circuit current	2379 amps
Impedance @ 77°F 25°C	5.80 milliohms
Weight lbs / kgs	50.7 / 16.0
Electrolyte (S.G.)	1.300
Capacity @ 77°F (25°C) to 1.75 V.P.C.	63.0 AH (20 hrs) 54.4 AH (8 hrs)
Ideal operating temperature range	+68°F (+20°C) to +77°F (+25°C)
Extended operating temperature range	Discharge: -40°F (-40°C) to +140°F (+60°C) Charge: -40°F (-40°C) to +122°F (+50°C)
Float Voltage Maximum	13.5 to 13.8 @ 77°F (25°C)
charging current	C/4 amperes at 100% discharge.
AC ripple from charging source	Unlimited at partial discharge. 1.5% peak to peak of float charge voltage
Storage	6 months at 77°F (25°C)

Options

- The TC-1265S battery has a flame retardant polypropylene case and cover compliant with UL 1778; with an oxygen index greater than 28%.
- Terminal covers and custom inter-connecting battery cables.

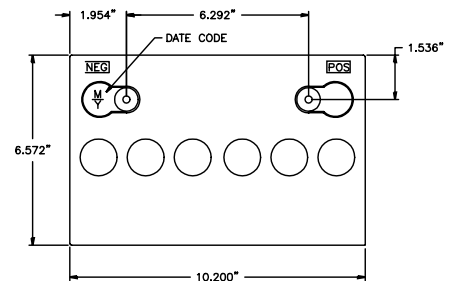
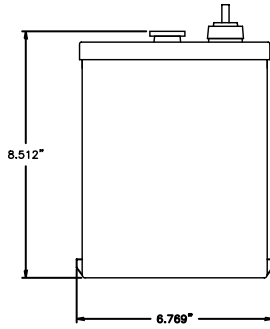
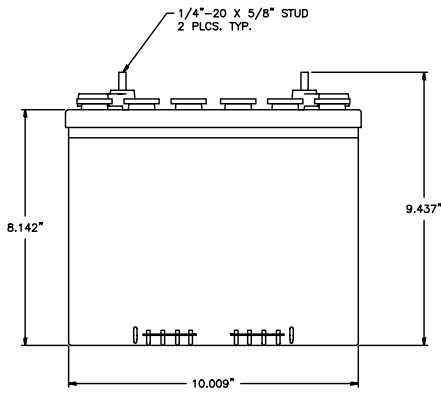
No transport restrictions

- Surface transport. Classified as non-hazardous material as relates to DOT-CFR Title 49 part 171-189.
- Maritime transport. Classified as non-hazardous materia as per IMDG amendment 27.
- Air transport. Complies with IATA / ICAO, special provision A67.

DISCHARGE SPECIFICATIONS

Constant power ratings, Watts per battery @ 77°F (25°C) in minutes

Final V.P.C.	5	10	15	20	30	40	45	50	60	90
1.60	1950	1430	1130	940	733	593	550	507	453	330
1.67	1850	1360	1107	922	719	585	543	502	443	325
1.70	1800	1340	1085	915	702	580	538	497	440	321
1.75	1708	1280	1050	890	680	570	530	490	434	319



CR3 cabinet model

POWER BATTERY offers an extensive line of pre-wired and fused battery cabinets complete with UL and CUL approval. Standard and custom DC voltages complete with breakers and chargers are available.

Battery Cabinet Systems (pre-wired with PRC/TC-1265S batteries)							
Battery cabinet model	Maximum # of batteries	Dimensions					
		inches			millimeters		
		H	W	D	H	W	D
KS5	4	15.75	15.0	25.0	400	381	635
KS6	5	17.75	16.0	34.5	451	406	876
KS7	10	37.25	16.0	34.5	946	406	876
CR1	12	43.0	24.0	32.5	1092	610	826
CR3	20	43.0	40.0	32.5	1092	1016	826
CR6	30	60.0	40.0	32.5	1524	1016	826
CR4	40	77.0	40.0	32.5	1956	1016	826

Constant current ratings, Amperes @ 77°F (25°C) in hours										
Final V.P.C.	1	2	3	4	5	6	8	10	12	24
1.75	38.0	21.5	15.5	12.2	10.2	8.70	6.80	5.65	4.80	2.70
1.80	34.7	20.4	14.7	11.5	9.60	8.20	6.40	5.30	4.50	2.50
1.85	32.0	19.3	13.8	10.9	9.00	7.80	6.10	5.10	4.40	2.30
1.90	29.0	18.0	13.0	10.4	8.60	7.40	5.90	4.80	4.20	2.25