



Oracle Series 75w Battery Backed Power Supply

- Universal Input, AC - DC Switch Mode PSU.
- 12 or 24v Models.
- Designed to meet EN54-4


- Din Rail or Panel Mounting.
- Volt free relays/signals.
- Battery and load protection

Options

- Regulated main output
- Auxillary outputs
- Dual path fusing, Choice of connectors
- Battery test, SPI port for local connection

Standards

- EN54-4 Compliant, CE & EMC Compliant, EN60950 Compliant.



General Features.

Built on Success:

The latest models in the growing range of Oracle Power Supplies build on the advances of other units in the successful Oracle range.

Intelligent Design:

Designed specifically for applications within the Fire Protection, Telemetry and Control industries, the 75W unit represents a high level of functionality tailored to the requirements of these users.

Conceived as a multi application platform, the unit is designed to meet EN54-4, and offers options normally only found on larger units, such as auxillary outputs, configurable I/O and an SPI port.

Signal outputs are provided as standard, the factory default volt free relays being EN54-4 compliant. Other configurations are available - consult the factory for details.

Our standard protection circuitry safeguards your equipment, and batteries during normal and fault conditions. Temperature compensated charging and deep discharge protection allow the maximum life to be obtained from your batteries.

As with all Vxl Power's products, custom specifications can be engineered upon request.

Vxl Power Limited, Westminster Trading Estate,
Station Road, North Hykeham, Lincoln, LN6-3QY, England.

T: +44 (0)1522 500511 F: +44 (0)1522 500515

www.vxipower.com

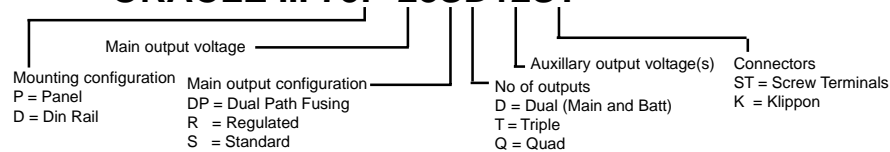
	12V UNIT	24V UNIT																
DC Output Voltages V01 Main O/P (standard)	14.3V +/- 50mV <small>Tracks battery voltage on standby</small>	28.6V +/- 100mV <small>Tracks battery voltage on standby</small>																
V02 Battery Charge O/P	13.7V +/- 100mV <small>Temperature compensated</small>	27.4V +/- 200mV <small>Temperature compensated</small>																
DC Output Current Shared across V01 & V02 <small>Total available output is 75W, main output current will be reduced where an auxiliary output is fitted</small>	5A Total	2.8A Total																
Line Regulation (full load) Load regulation V01 (over range 10-100%) V02 (over range 10-100%)	<0.5% 50mV Max 1.5V Typical	<0.5% 50mV Max 1.5V Typical																
Output Ripple and Noise PSU loaded to 60W @ 230Vrms over a bandwidth of 0 - 30MHz Noise/Ripple (peak-peak all outputs)	<100mV	<100mV																
Standby Operation	5A Nom.	2.8A Nom.																
Overload Protection V01 (Primary power limit) V02 (Constant current limit)	120-150% Max Up to 5A (Factory Set)	120%-150% Max Up to 2.8 (Factory Set)																
Battery Input Battery Fusing	Inherent reverse protection F6A	Inherent reverse protection F4A																
Over voltage Protection V01 Voltages exceeding V02 Voltages exceeding	16V 16V	32V 32V																
Volt free relays/signals/LEDs	<p>Conditions for active signals:</p> <table border="0"> <tr> <td>IO1 VFR BATTERY LOW</td> <td><input checked="" type="checkbox"/></td> <td>IO2 VFR SYSTEM FAULT</td> <td><input checked="" type="checkbox"/></td> <td>IO3 TTL SYSTEM FAULT</td> <td><input checked="" type="checkbox"/></td> <td>IO4 TTL SYSTEM FAULT (INVERTED)</td> <td><input checked="" type="checkbox"/></td> </tr> <tr> <td>LED1 CHARGER FAULT</td> <td><input checked="" type="checkbox"/></td> <td>LED2 BATTERY LOW (LED FLASHES WHEN CHARGING)</td> <td><input checked="" type="checkbox"/></td> <td>LED3 STANDBY SUPPLY FAULT</td> <td><input checked="" type="checkbox"/></td> <td>LED4 MAIN SUPPLY FAULT</td> <td><input checked="" type="checkbox"/></td> </tr> </table> <p> <input checked="" type="checkbox"/> IO1 BATTERY LOW <input checked="" type="checkbox"/> IO2 BATTERY REVERSED <input checked="" type="checkbox"/> IO3 BATTERY DISCONNECTED <input checked="" type="checkbox"/> IO4 AC MAINS FAILURE <input checked="" type="checkbox"/> IO5 CHARGER FAILURE <input checked="" type="checkbox"/> IO6 BATTERY LOW <input checked="" type="checkbox"/> IO7 STANDBY SUPPLY FAULT <input checked="" type="checkbox"/> IO8 MAIN SUPPLY FAULT </p> <p><small>Other configurations are available-consult factory for details</small></p>		IO1 VFR BATTERY LOW	<input checked="" type="checkbox"/>	IO2 VFR SYSTEM FAULT	<input checked="" type="checkbox"/>	IO3 TTL SYSTEM FAULT	<input checked="" type="checkbox"/>	IO4 TTL SYSTEM FAULT (INVERTED)	<input checked="" type="checkbox"/>	LED1 CHARGER FAULT	<input checked="" type="checkbox"/>	LED2 BATTERY LOW (LED FLASHES WHEN CHARGING)	<input checked="" type="checkbox"/>	LED3 STANDBY SUPPLY FAULT	<input checked="" type="checkbox"/>	LED4 MAIN SUPPLY FAULT	<input checked="" type="checkbox"/>
IO1 VFR BATTERY LOW	<input checked="" type="checkbox"/>	IO2 VFR SYSTEM FAULT	<input checked="" type="checkbox"/>	IO3 TTL SYSTEM FAULT	<input checked="" type="checkbox"/>	IO4 TTL SYSTEM FAULT (INVERTED)	<input checked="" type="checkbox"/>											
LED1 CHARGER FAULT	<input checked="" type="checkbox"/>	LED2 BATTERY LOW (LED FLASHES WHEN CHARGING)	<input checked="" type="checkbox"/>	LED3 STANDBY SUPPLY FAULT	<input checked="" type="checkbox"/>	LED4 MAIN SUPPLY FAULT	<input checked="" type="checkbox"/>											

EMC	EN50081-1 Emissions EN50082-2 Immunity EN61000-4-2 ESD EN61000-4-3 Radiated Electro Interference EN61000-4-4 Fast Bursts
Susceptibility	
Environmental Ambient Operating Temp Storage Temperature	-5°C to +55°C -30°C to +85°C
Connectors Input/Output/Signal Thermistor	Screw Terminal or Weidmuller Kilppon 0.1" Molex 2 way
Input Voltage Input Frequency Input Current	85V - 264V AC rms 47 - 63Hz 2A rms typ @ 110V 1A rms typ @ 230V
Input Fusing PCB Mounted fuse Inrush Current Efficiency	UL/CSA Approved <30A peak, cold start 20°C ambient - 265V AC 12V UNIT >75% under all conditions 24V UNIT >82% under all conditions

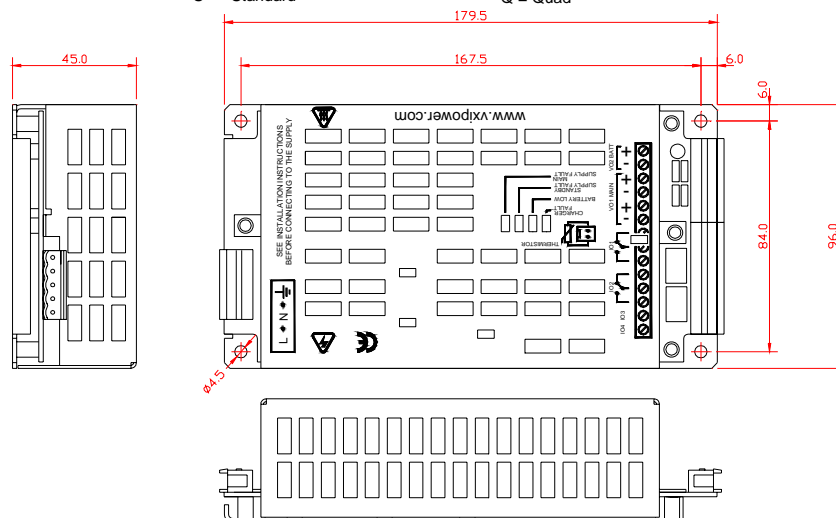
Options	Regulated main output	Auxillary output	Dual Path fusing (split main output)
Spec	12 or 24V	5V, 12-15V, 24V	2 x pcb 4A*fuses
Output current	2.5A/1.5A**	5V/3A, 12-15V 2A 24V 1.25A	
Line regulation (full load)	<0.5%	<0.5%	
Load regulation (10-100%)	<0.5%	<0.5%	
Overcurrent protection	120% nom	120% nom	
Overvoltage protection	120% nom	120% nom	
Ripple/noise (Full load, pk-pk)	<1%	<1%	

Ordering information:

ORACLE III 75P-28SD12ST



Dimensions



* consult factory for 12V dual path fusing applications
 **total output power is reduced by 10% when regulated main output is used