



Oracle Series 200We Power Supply & Battery Charger

- 300W Peak Capability
- Auto-ranging Input, AC - DC Switch Mode PSU.
- 12 or 24V Models.
- Intelligent battery charging.

- Overload & Short Circuit Protection.
- Current Limit & Polarity Protection.
- Overvoltage Protection (Main & Battery)
- Undervoltage Lockout Protection.

Options

- Boost & Cyclic Charge Modes.
- Optional Auxiliary Output.
- Optional serial communications.
- Interchangeable Din Rail, Panel Mounting.
- PCB Conformal Coating Available.

Standards

- CE, EMC & EN60950 Compliant.



General Features.

The Oracle III 200 range provides a flexible platform and is configurable to suit a wide range of applications.

The temperature compensated, intelligent adjust battery circuit can be set to a maximum of 5A for a rapid recharge whilst the 'powershift' software can be used to auto reduce the charge level if the current is required for the main load. Built-in protection circuitry guards against: short circuit overloads, current limits, reverse polarity, over & undervoltages, battery disconnection and low battery conditions.

The unit is supplied standard with convection cooling at 200 watts and can be fitted with a temperature controlled fan option to extend the operating temperature and the power output to 250 watts continuous.

Over temperature conditions are controlled by reducing the battery charge current automatically at high temperatures.

The 200e Features:

An IEC inlet for easy connectivity, standard output connectors accepting 6mm² cable and an extended operating temperature range.

LEDs are provided for local monitoring of system status, along with the options of RS232/RS485, volt free relays and isolated I/O's.

Cold start from batteries is a standard feature.

The serial port is designed to connect directly to other hardware for incorporation into a SCADA System or can be used to download data to a pc or similar device.

LEDs and fault relays can be mapped to a number of fault and status conditions.

As with all VxI Power's products, custom specifications can be engineered upon request.

VxI Power Limited, Westminster Trading Estate,
Station Road, North Hykeham, Lincoln, LN6-3QY, England.

T: +44 (0)1522 500511 F: +44 (0)1522 500515

www.vxipower.com

	12V UNIT	24V UNIT
DC Output Voltages V01 Main O/P	13.75V @ 14.0A ¹ Peak @ 20.0A	27.5V @ 7.0A ¹ Peak @ 10.0A
V02 Battery Charge O/P	13.7V @ 0 - 10.0A ^{2,4}	27.4V @ 0 - 5.0A ^{2,4}
V03 Auxiliary O/P (Optional)	40W (Consult Factory)	40W (Consult Factory)
Line Regulation (full load)	<0.5%	<0.5%
Load regulation	<1%	<1%
Overload Protection V01 (Primary power limit) V02 (Constant current limit)	Nominal 320w Selectable 0-10A	Nominal 320w 0-5A
Over voltage Protection V01 Voltages exceeding V02 Voltages exceeding	16V 16V	32V 32V

1 - Factory set, consult factory for other options.

2 - @ 20°C (temperature compensated)

3 - Battery charge current will automatically be reduced when the temperature approaches the safe limit. The PSU will shut down when the temperature exceeds the safe limit.

4 - Battery Input requires external fusing.

EMC	BS EN61000-6-3:2007 Emissions BS EN61000-6-2:2005 Immunity
Connectors Input Output - V01 - V02 - V03 Signals External Thermistor	IEC 2 way, 7.62mm 90° Klippon 2 way, 7.62mm 90° Klippon 2 way, 5.08mm 90° Klippon 6 way, 3.5mm 90° Klippon 2 way, 5.08mm 90° Klippon
Input Voltage Input Frequency	85V - 264V AC autoranging 47 - 63Hz
Input Fusing	T6.3A
Inrush Current	<20A peak cold start
Efficiency	Up to 85% >75% under all loads, line and environmental conditions
Environmental Ambiant Operating Temp Extended Temp Range Storage Temperature	-10°C to +55°C -10°C to +70°C ³ -30°C to +85°C

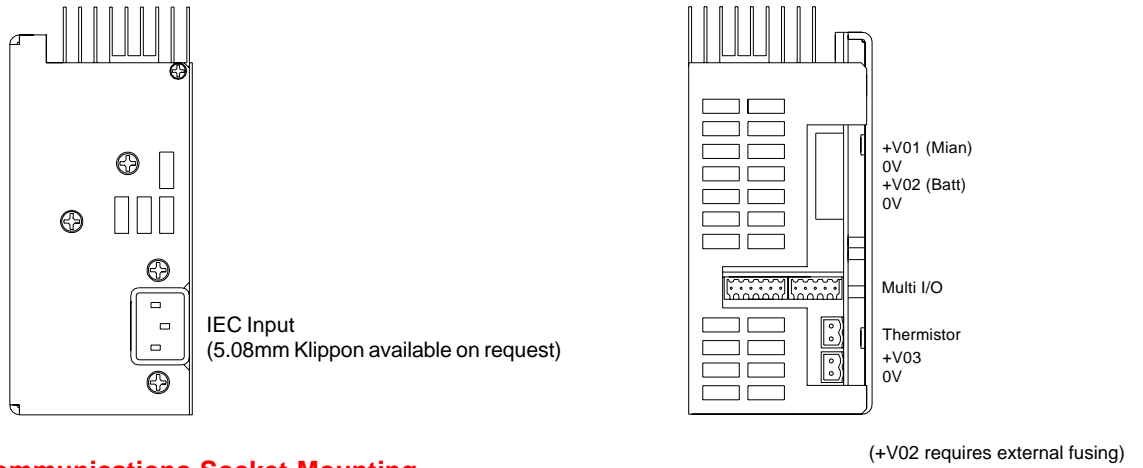
Ordering information:

CONSULT FACTORY WITH YOUR REQUIREMENTS

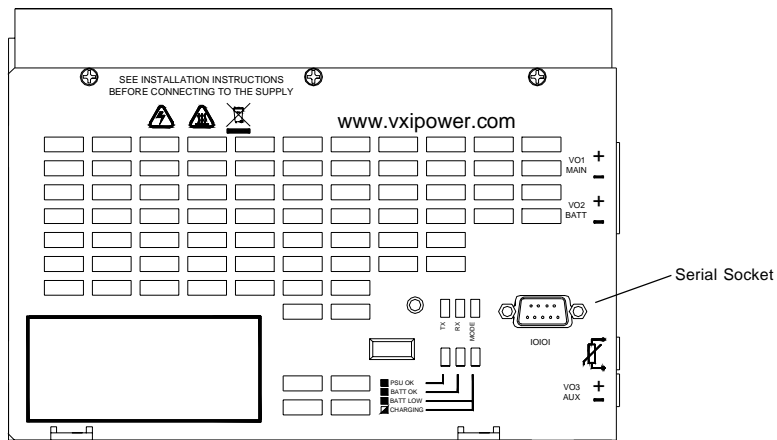
Options

Feature	Option	Description
Battery Backed	Standard	Internal diode maintains output with no interruption on loss of mains supply.
Auxiliary Output	Optional	A range of 40W Auxiliary outputs are available, consult the factory for configurations.
Battery Test	Standard	Battery test offers the user the option of testing the battery at factory set, or user defined (with a serial communications option) intervals. Battery test software is available for a wide range of batteries, from several manufacturers. Consult factory for details.
Signals Options	1 2 3	Combined RS232 / Volt free relay card offers RS232 for monitoring / configuration plus 2 x volt free relays outputs and 1 isolated low voltage DC input / output port. 2 x Volt free relays only RS485

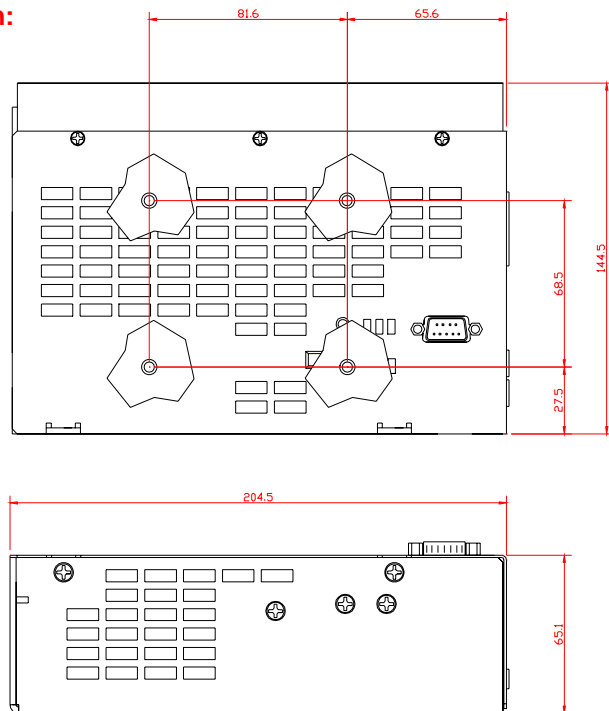
Connection details:



Optional Serial Communications Socket Mounting Positions:




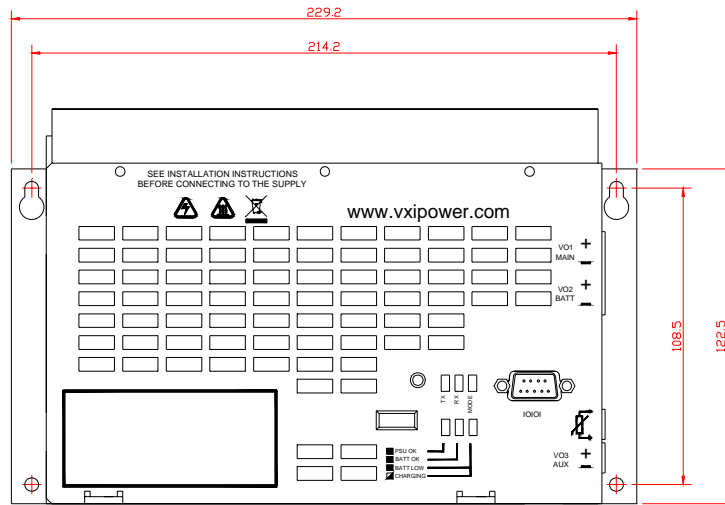
**General Arrangement Diagram:
Chassis Mount Format**



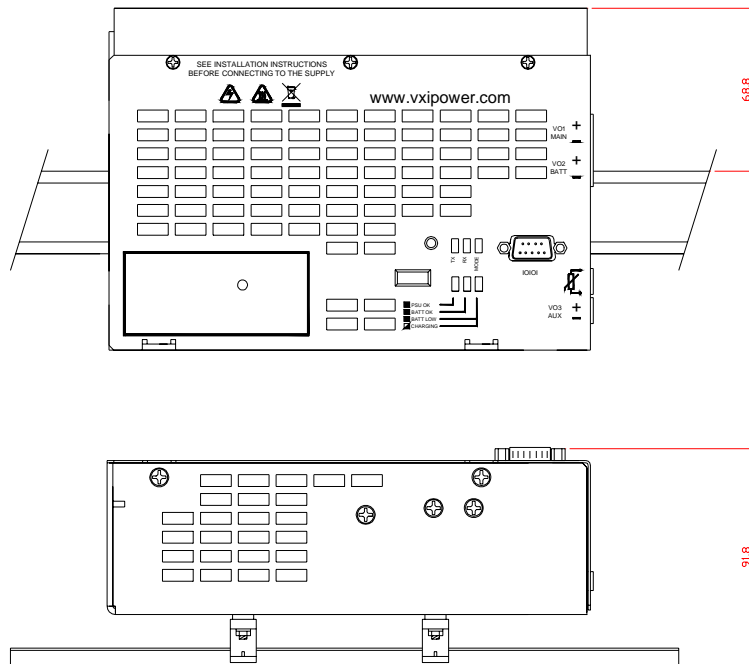
Mounting information
4 mounting bushes M3, screws should not penetrate the unit chassis by more than 5mm.

Note: Adequate airflow through the unit must be provided for all configurations.

General Arrangement Diagram:
Panel Mount Format



General Arrangement Diagram:
Din Rail Mount Format



VxI Power Limited, Westminster Trading Estate,
Station Road, North Hykeham, Lincoln, LN6-3QY, England.

T: +44 (0)1522 500511 F: +44 (0)1522 500515

www.vxipower.com