



# VxI POWER LIMITED

## 1 & 5 Watt Encapsulated AC-DC Linear Power Supplies



### PRODUCT DESCRIPTION

A comprehensive range of PCB mounting encapsulated power supplies available in either 120Vac or 230Vac input versions, and in single or dual or triple output formats. They are vacuum encapsulated in flame retardant epoxy resin to UL94V0. All units incorporate overcurrent and reverse protection, and will automatically recover upon removal of the fault condition. All units also include a 'one shot' thermal fuse to protect against excessive over temperature conditions. The units are fully approved to EN60950 and are compliant to Low Voltage Directive.

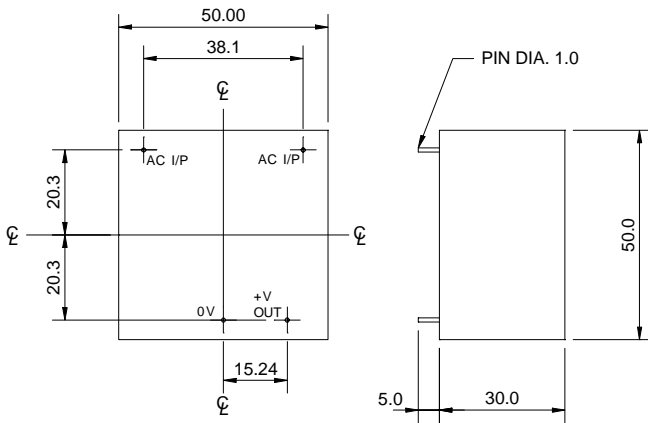
The 5watt version features a 5V crowbar, OVP and regulated DC output that provides an ideal power supply solution for Microprocessors, OP Amps, TTL and CMOS applications.

Part Number	AC Input Range	Output Voltage 1	Output Voltage 2	Output Voltage 3	Output Current 1	Output Current 2	Output Current 3	Output Power	Case
EPS 5/200C	207-253V	5V	-	-	0-200mA	-	-	1watt	A
EPS 12/100C	207-253V	12V	-	-	0-100mA	-	-	1watt	A
EPD 12/50C	207-253V	+12V	-12V	-	0-50mA	0-50mA	-	1watt	B
EPD 15/40C	207-253V	+15V	-15V	-	0-40mA	0-40mA	-	1watt	B
EPDL 5/200C	108-132V	5V	-	-	0-200mA	-	-	1watt	A
EPDL 12/100C	108-132V	12V	-	-	0-100mA	-	-	1watt	A
EPDL 12/50C	108-132V	+12V	-12V	-	0-50mA	0-50mA	-	1watt	B
EPDL 15/40C	108-132V	+15V	-15V	-	0-40mA	0-40mA	-	1watt	B
EPS 5/1000C	207-253V	5V	-	-	0-1000mA	-	-	5watt	C
EPS 12/500C	207-253V	12V	-	-	0-500mA	-	-	5watt	C
EPS 15/400C	207-253V	15V	-	-	0-400mA	-	-	5watt	C
EPD 12/250C	207-253V	+12V	-12V	-	0-250mA	0-250mA	-	5watt	C
EPD 15/200C	207-253V	+15V	-15V	-	0-200mA	0-200mA	-	5watt	C
EPS 5T12C	207-253V	+5V	+12V	-12V	0-300mA	0-150mA	0-150mA	5watt	D
EPS 5T15C	207-253V	+5V	+15V	-15V	0-300mA	0-120mA	0-120mA	5watt	D
EPDL 5/1000C	108-132V	5V	-	-	0-1000mA	-	-	5watt	C
EPDL 12/500C	108-132V	12V	-	-	0-500mA	-	-	5watt	C
EPDL 15/400C	108-132V	15V	-	-	0-400mA	-	-	5watt	C
EPDL 12/250C	108-132V	+12V	-12V	-	0-250mA	0-250mA	-	5watt	C
EPDL 15/200C	108-132V	+15V	-15V	-	0-200mA	0-200mA	-	5watt	C
EPDL 5T12C	108-132V	+5V	+12V	-12V	0-300mA	0-150mA	0-150mA	5watt	D
EPDL 5T15C	108-132V	+5V	+15V	-15V	0-300mA	0-120mA	0-120mA	5watt	D

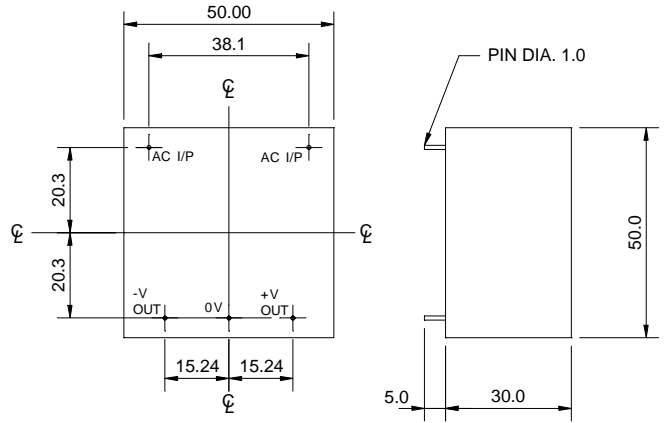
	1 Watt EPS	5 Watt EPS
<b>Input Frequency</b>	47-63 Hz	47-63Hz
<b>Isolation Test Voltage</b> Input to Output	3KV AC RMS	3KV AC RMS
<b>Output Ripple</b> Peak to Peak (maximum)	10mV	4mV (5v units) 2mV (other units)
<b>Output Protection (all outputs)</b>	Short-circuit	Short-circuit
<b>Output Volatge Tolerance</b>	+/-5%	+/-5%
<b>Line Regulation</b> (Full Input Swing)	20mV	0.5%
<b>Load Regulation</b> (0-100% load)	60mV	100mV
<b>Operating Temperature</b>	0-40°C	0-40°C
<b>Weight</b>	0.155Kg	0.50Kg
<b>EMC</b>	EN50081-1 Emissions EN50082-2 Immunity EN60950 IEC950	EN50081-1 Emissions EN50082-2 Immunity EN60950 IEC950
<b>Safety</b>		

EPS PART NUMBER	Vxl Order Number
EPS 5/200C	14428-000
EPS 12/100C	14429-000
EPD 12/50C	14430-000
EPD 15/40C	14431-000
EPD 5/200C	14434-000
EPD 12/100C	14435-000
EPD 12/50C	14436-000
EPD 15/40C	14437-000
EPS 5/1000C	14438-000
EPS 12/500C	14439-000
EPS 15/400C	14440-000
EPD 12/250C	14441-000
EPD 15/200C	14442-000
EPS 5T12C	14443-000
EPS 5T15C	14444-000
EPD 5/1000C	14445-000
EPD 12/500C	14446-000
EPD 15/400C	14447-000
EPD 12/250C	14448-000
EPD 15/200C	14534-000
EPD 5T12C	14535-000
EPD 5T15C	14536-000

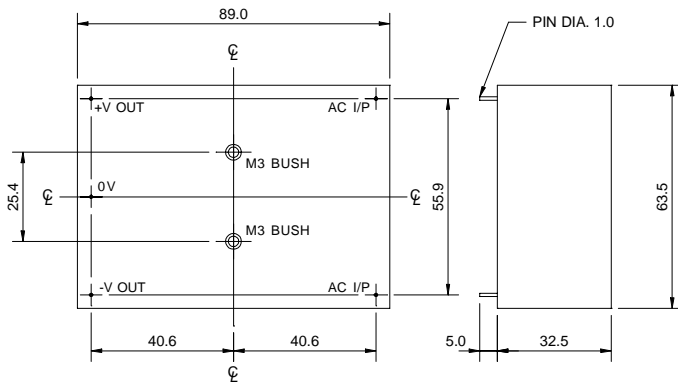
Note : On 5watt units the -V pin has no electrical connection on single o/p units.



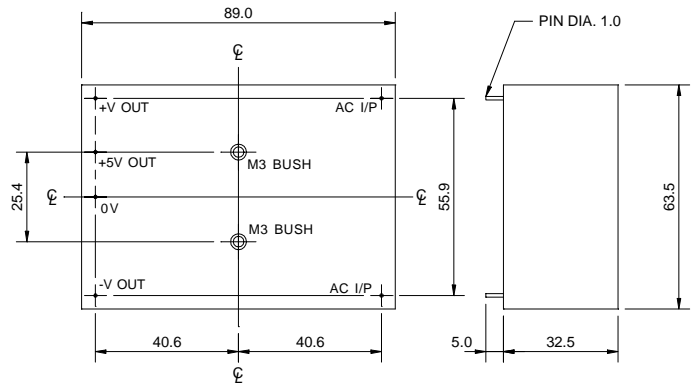
**CASE A**



**CASE B**



**CASE C**



**CASE D**